


# instructions for the preparation of printing materials

Format	Ratio to final dimensions	Exact dimensions of minimised files with added trim
billboard 400 x 300 cm	1:10	396 x 302 mm + 5 mm
billboard 504 x 238 cm	1:10	504 x 234 mm + 5 mm
city light 118,5 x 175 cm	1:5	237 x 350 mm + 5 mm
metrolight 313 x 230 cm	1:10	314 x 231 mm
roto pano 600 x 300 cm	1:10	606 x 297 mm + 5 mm

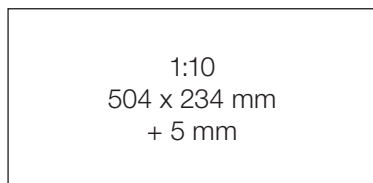
Billboard  
400 x 300 cm




**Important:**

All crucial information should be at least 15 cm from the top and right edges, because weather conditions may cause the paper to expand unevenly and some edges may get trimmed. Fine print and colophones should be positioned on the top or left edge of the poster.

Billboard  
504 x 238 cm




City light  
118,5 x 175 cm



**Important:**

note that the visible poster size is 112 x 167 cm.


Metrolight  
313 x 230 cm



**Important:**

- visible poster size 3,060 x 2,230 mm
- Safe surface for text 3,040 x 2,210 mm
- file 1:10 with min. 600 dpi
- PDF, EPS, TIF or JPG formats
- there should be no overprint on the white colour
- colour profile: Euroscale Coated v 2

Roto pano  
600 x 300 cm



FTP strežnik  
ftp://ftp.europlakat.si  
Username: multiuser  
Password: print000

Files: Press quality PDF, EPS, TIFF, JPEG.  
Please attach fonts or have them converted into vectors (outlines). Files should be in the CMYK colour model.  
File resolution should be at 1:10 scale, optimized to 300 dpi.  
If possible, please attach the best print.